

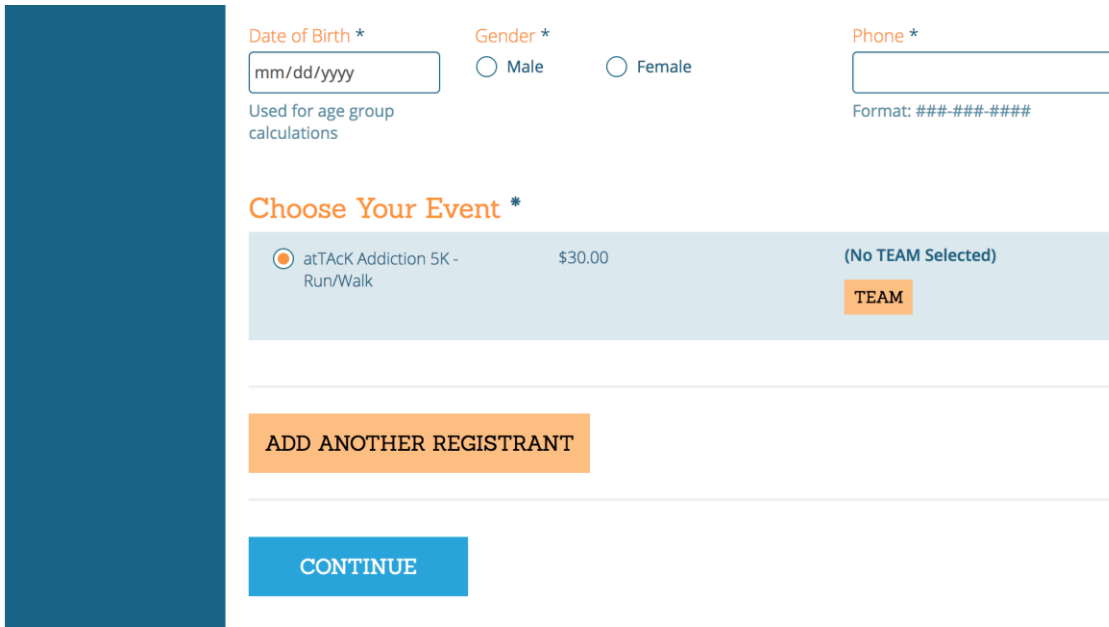
Go to: www.attack5k.com. Click the blue SIGN UP button.

The screenshot shows the event page for "atTack Addiction 5K - E-Racing the Stigma" on Saturday, March 3, 2018. The background is a large crowd of people. The page features a "SIGN UP" button in blue and a "DONATE" button in orange. Below these buttons, the location is listed as "NEW CASTLE, DE US 19720" and the type as "RUN OR RUN/WALK". A countdown timer shows 03 months, 16 days, 15 hours, and 59 minutes left until the 5K. The Fusion racing logo is visible on the right. A sidebar on the left contains navigation links: Race Info, Event Info, Sign Up, and TEAMS.

Fill out your information:

The registration form is titled "Registrant #1" and includes a note: "If you have registered this person for another race, click 'Previous Participant' instead of filling out the user information." There is a "PREVIOUS PARTICIPANT" button. The form asks "Who are you registering?" with three options: "Myself 18+", "Friend 18+", and "Minor Under 18". The "Minor" option has a red information icon. The "Basic Info" section includes fields for "First Name *", "Last Name *", "E-mail *", and "Confirm E-mail *". The "Address" section includes fields for "Street Address *", "Country *" (with a dropdown menu showing "United States"), and "Zip Code *". There are also "City *" and "State *" labels at the bottom.

Under “Choose Your Event”, click the orange circle button to the left of “atTAcK Addiction 5K-Run/Walk”, then click the orange TEAM button:



The registration form includes the following fields and options:

- Date of Birth ***: Input field with placeholder "mm/dd/yyyy". Below it, text reads "Used for age group calculations".
- Gender ***: Radio buttons for "Male" and "Female".
- Phone ***: Input field with placeholder "Format: ###-###-####".
- Choose Your Event ***: A list of events with a selected option:

Event	Price	Team Status
<input checked="" type="radio"/> atTAcK Addiction 5K - Run/Walk	\$30.00	(No TEAM Selected)

Below the event selection, there is an orange button labeled "ADD ANOTHER REGISTRANT" and a blue button labeled "CONTINUE".

Last year's teams have been pre-loaded into the website.

To join an existing team, click drop down box under JOIN EXISTING TEAM and scroll to appropriate team. Not affiliated with a team? Scroll down the team names and choose "No affiliated team".

To create a new team, click light blue CREATE NEW TEAM and enter the team name, then click CONTINUE.

Used for age group

Format: ###-###-####

TEAM

JOIN EXISTING TEAM

CREATE NEW TEAM

Select Existing TEAM

(No TEAM) ▾

Search TEAMS

CONTINUE

CANCEL

Accept the waiver, then click CONTINUE.

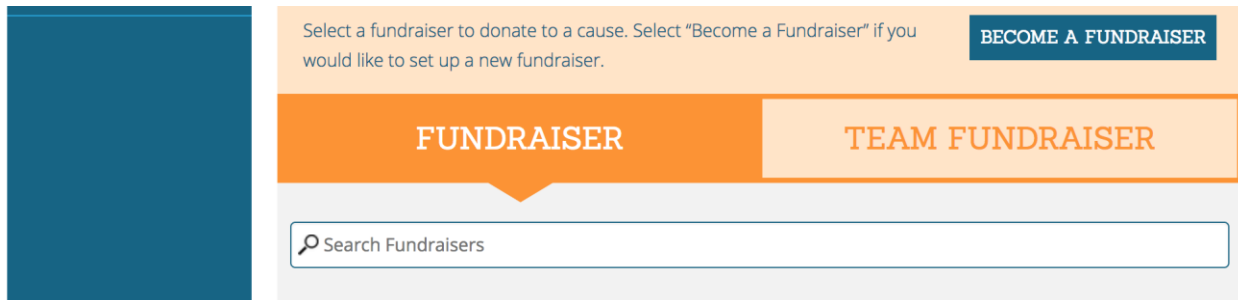
Race Info	<h3>Waiver</h3> <p>In consideration of you accepting this entry, I, the participant, intending to be legally bound do hereby waive and forever release any and all right and claims for damages or injuries that I may have against the Event Director, RunSignUp.com, and all of their agents assisting with the event, sponsors and their representatives, volunteers and employees for any and all injuries to me or my personal property. This release includes all injuries and/or damages suffered by me before, during or after the event. I recognize, intend and understand that this release is binding on my heirs, executors, administrators, or assignees.</p> <p>I know that running a road race is a potentially hazardous activity. I should not enter and run unless I am medically able to do so and properly trained. I assume all risks associated with running in this event including, but not limited to: falls, contact with other participants, the effects of weather, traffic, and course conditions, and waive any and all claims which I might have based on any of those and other risks typical found in running a road race. I acknowledge all such risks are known and understood by me. I agree to abide by all decisions of any</p> <p>Open waiver in new window</p> <h4>Waiver Agreement for JOHN DOE</h4> <p><input type="checkbox"/> By checking this box, I agree to the waiver and that I am 18 or older.</p> <hr/> <p>CONTINUE BACK</p>
Event Info	
Sign Up	
TEAMs	
Find A Participant	
Donate	
Results	
Refund Policy	
Sponsors	

Enter your t-shirt size and emergency contact information, then click CONTINUE.

Race Info	<h3>Questions for JOHN DOE</h3> <hr/> <p>T-Shirt Option *</p> <p>--- Select An Option ---</p> <p>Emergency Contact Name *</p> <input type="text"/> <p>Emergency Contact Phone *</p> <input type="text"/> <hr/> <p>CONTINUE BACK</p>
Event Info	
Sign Up	
TEAMs	
Find A Participant	
Donate	
Results	
Refund Policy	
Sponsors	

FUNDRAISING

If you choose to fundraise for Attack Addiction you will click on the blue BECOME A FUNDRAISER button:



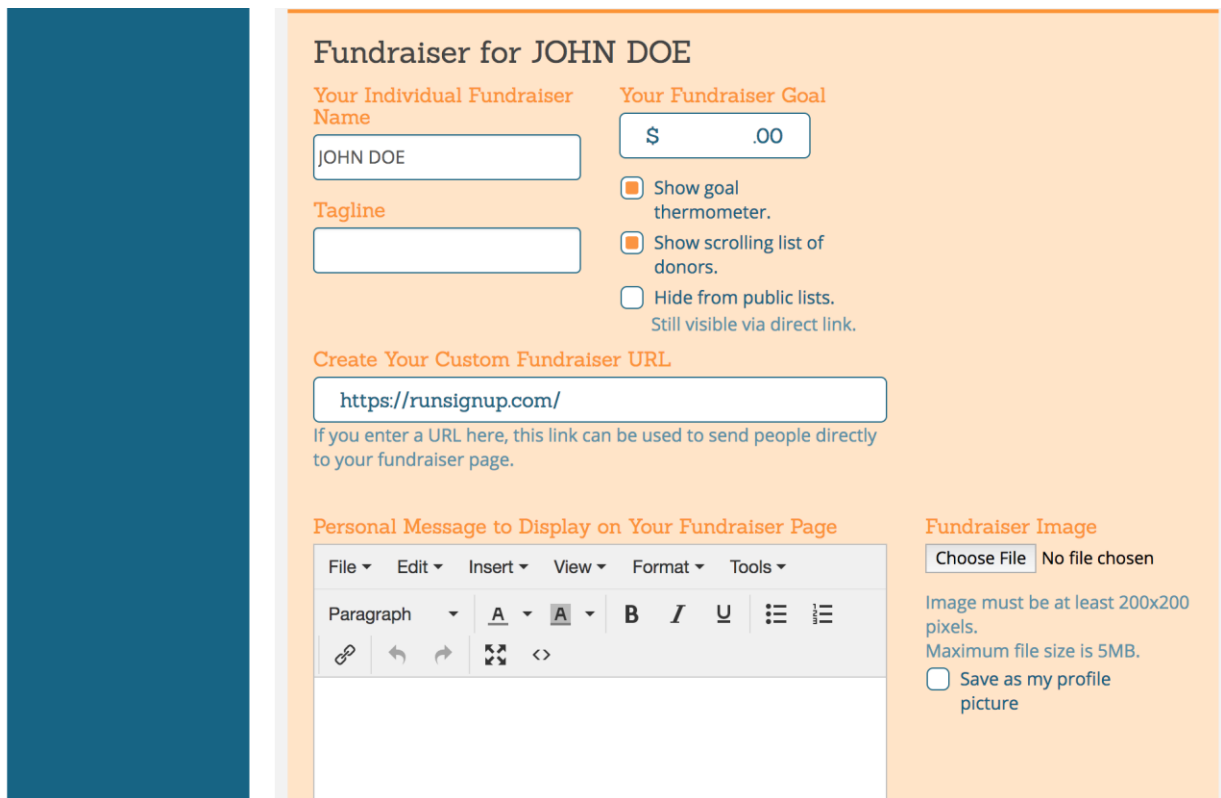
Select a fundraiser to donate to a cause. Select "Become a Fundraiser" if you would like to set up a new fundraiser.

BECOME A FUNDRAISER

FUNDRAISER | **TEAM FUNDRAISER**

Search Fundraisers

Fill in details for your fundraising page:



Fundraiser for JOHN DOE

Your Individual Fundraiser Name
JOHN DOE

Your Fundraiser Goal
\$.00

Tagline
[Empty text box]

- Show goal thermometer.
- Show scrolling list of donors.
- Hide from public lists. Still visible via direct link.

Create Your Custom Fundraiser URL
<https://runsignup.com/>

If you enter a URL here, this link can be used to send people directly to your fundraiser page.

Personal Message to Display on Your Fundraiser Page

File Edit Insert View Format Tools

Paragraph A A B I U [List icons]

[Link icon] [Undo] [Redo] [Image icon] [Code icon]

Fundraiser Image
Choose File No file chosen

Image must be at least 200x200 pixels.
Maximum file size is 5MB.

Save as my profile picture

TIPS FOR FUNDRAISERS:

- Set a realistic goal. People will be more inclined to donate if they think your goal is achievable. Start with \$250, for instance. You can increase the amount at any time.
- Add a suffix that corresponds with your or your team name in the “Create Your Custom Fundraiser URL” (e.g. <https://runsignup.com/JohnDoe>)
- Upload an image of the loved one you’re fundraising in honor of, and write a brief description of him/her, along with the reason(s) you are walking in his/her honor. People will be more likely to donate if they feel a personal connection.
- Post your URL to your social media page(s) with a request for a small donation (no amount is too small!), and ask your friends to share the link.
- Whenever someone makes a donation, tag him/her in a separate thank you post and attach the donation link to it. This will encourage other friends to donate.

In order to complete your registration, you must click on the blue COMPLETE REGISTRATION button on the last page.

PLEASE NOTE: Making a personal donation does not register you for the event.

Once registered, share on social media and invite your friends to register!